



JINDAL ADARSH GRAMYA BHARTI

HR. SEC. SCHOOL, KIRODIMAL

NAGAR

SUMMER VACATION HOMEWORK -

INTELLECTUAL

PERSISTENCE

2026

EXCELLENCE

CLASS - VII

CBSE

ENGLISH HOLIDAY HOMEWORK – CLASS 7

1. CREATIVE WRITING

(i) Paragraph Writing: Dignity and Happiness –

- What is the relation between dignity and happiness?"



(ii) Letter Writing: Formats

Formal Letter

- Sender's Address
- Date
- Receiver's Address
- Subject
- Sir/Madam
- Body of the Letter
- Yours Faithfully
- Signature

Informal Letter

- Sender's Address
- Date
- Dear (Name)
- Dear (Name)
- Body of the Letter
- Yours Faithfully
- Signature

(iii) Application: Write an application for 3 days Sick Leave.



(iv) Informal Letter: Letter to your elder brother on getting good marks in board exam.

2. READING PRACTICE

- Read **Two Paragraphs** Daily
- Send Reading Video on Sunday



3. HANDWRITING PRACTICE

- Sunday Planning in Copy



4. PROJECT WORK

(i) Spider Web

- Make a Spider Web & write words about Spider



(ii) Boat Project

- Make & Label
- Canoe
- Coracle
- Catamaran
- Shikara



★ **Be Neat & Creative!** ★

★ Draw Borders & Use Colours



ग्रीष्मावकाश गृहकार्य

विषय - हिंदी

कक्षा - 7वीं

रचनात्मक लेखन

1



छोटे भाई को फिजूल खर्ची से बचने की सलाह देते हुए पत्र लिखिए।



2



अपने क्षेत्र के समाचार पत्र के संपादक को अव्यवस्थित यातायात के कारण हो रही दुर्घटना के बारे में पत्र लिखिए।



3



“डिजिटल इंडिया” विषय पर निबंध लिखिए।



परियोजना कार्य

4

कवि परिचय के अंतर्गत मैथिली शरण गुप्त के बारे में लिखिए।

(नोट:- प्रश्न संख्या 4 को A4 साइज पेपर में लिखें।)



5

अंतर्विद्यालय हिंदी कविता प्रतियोगिता के आयोजन हेतु सूचना तैयार कीजिए।



HOLIDAY HOMEWORK

CLASS – 7TH
SUBJECT – SANSKRIT

प्रश्न

1. स्वषदेशे विद्यमानानां, नदीनां, पर्वतानां तीर्थ क्षेत्राणां च नामानि लिखत ?
2. पत्रच देशभक्तानां नाम सहित चित्राणि रचयत एवं तस्य वर्णनं कुरुत ?
3. भारतीय द्वादश मासाः नामानि लिखत ?
4. अस्माकं राष्ट्रीय पक्षी किम् अस्ति तस्य चित्रं रचयत एवं वर्णनं कुरुत ?
5. वेदाः कति सन्ति नामानि लिखत तथा तस्य वर्णनं कुरुत ?

6. शब्दरूप न धेनु फल पुस्तकम वधु को संस्कृत कॉपी में लिखकर याद करो?

धातुरूपः— पा—पिब और गच्छ धातु को पांचो लकार में लिखकर याद करना है?

नोटः—

- ◆ प्रश्न क्रमांक – 1 – कॉपी में करेंगे ।
- ◆ प्रश्न क्रमांक – 5 – A4 Size Paper में करेंगे ।



Summer Vacation Homework – Maths (Class 7)



Part 1: Understanding Large Numbers

Que 1) Write the following numbers in words (Indian system):

- a) 6,45,23,789
- b) 9,08,70,105

Que 2) Write in numerals:

- a) Eight crore fifty lakh twelve thousand three hundred
- b) Four hundred twenty-three million

Part 4: Arrange & Think

Que 1) Arrange in ascending order:

2,34,56,789 ; 2,43,65,987 ; 2,34,65,879

Que 2) Write smallest and largest 7-digit numbers using digits:

3, 5, 7, 0, 8

Smallest 7-digit number: _____
Largest 7-digit number: _____

Part 2: Place Value & Comparison

Que 1) Put the correct sign (>, <, =):

- a) 7,50,00,000 75,00,000
- b) 3,45,67,890 3,54,67,809

Part 3: Real Life Connection

Que :- Write the following in figures and words:

1) Population of India (approx.)



Figures: _____
Words: _____

2) Distance between Earth and Moon (approx.)



Figures: _____
Words: _____

Part :-5 Case Study Based Questions :-

Case Study 1: Population of Cities

The population of three cities is:

City A:	45,67,890
City B:	4,56,78,900
City C:	45,76,809

Answer the following:

- 1) Which city has the highest population? Why?
- 2) Arrange the populations in ascending order.
- 3) Write the population of City B in words (Indian system).

Case Study 2: Country Population

Population of countries:

India:	1,40,00,00,000
Japan:	12,50,00,000
Australia:	2,60,00,000

Answer:

- 1) Which country has the least population?
- 2) Write the population of India in International system.
- 3) How many crores are there in India's population?



Note: Do all questions neatly in your notebook. Show all steps wherever required.



HOLIDAY HOME WORK

SUBJECT – SCIENCE

CLASS 7

PROJECT

1) YOU ARE REQUIRED TO PLANT THREE SAPLINGS.



GUIDELINES:


- Plant three different saplings.
- Water them regularly.
- Take care of the plants.
- Observe their growth.
- Click pictures.
- Make a short report of your observation in notebook.

Some suitable saplings:

- Tulsi
- Neem
- Hibiscus
- Money Plant
- Curry Leaf Plant

ACTIVITY

2) CARRY OUT ACTIVITY 10.1, as provided on page 138. Based on the experiment you have conducted.



3) COMPLETE TABLE 10.1, located on page 138 of the book.

TABLE 10.1

S. No.	Feature	Observation	Inference
1.			
2.			
3.			
4.			


WHAT TO DO:

- Read the activity carefully.
- Perform the steps as given.
- Record your observations.
- Write your inference.

LEARNING

4) DRAW A DIAGRAM IN YOUR SCIENCE NOTEBOOK WHICH SHOWS XYLEM AND PHLOEM TISSUE AND PLANTS.

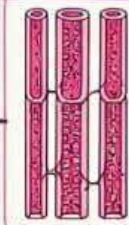
XYLEM TISSUE



Xylem (transports water and minerals)



PHLOEM TISSUE



Phloem (transports food)

5) LEARN CHAPTER NUMBER 10.



6) READ CHAPTER NO. 7 and underline hard words in your book.



TIPS FOR SUCCESS



Make a Time Table



Be Regular and Sincere



Do your Best and Keep Learning



Stay Curious and Keep Observing



Respect Nature and Take Care of Plants

Happy Learning and have a wonderful holiday! 😊



CLASS - 7th SUBJECT - SOCIAL SCIENCE



1. GENERAL QUESTIONS

1. What are the major physical divisions of India?

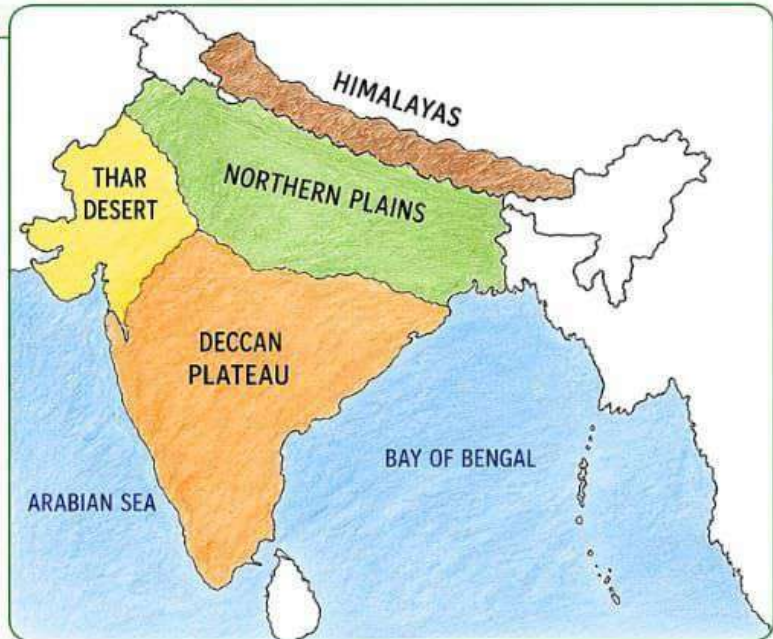
2. Name the three main rivers of the Northern Plains.



2. PROJECT BASED

3. Take a blank map of India and:

- Color the Himalayas in brown
- Shade the Northern Plains in green
- Mark the Thar Desert in yellow
- Show the Deccan Plateau in orange
- Label seas:
Arabian Sea and Bay of Bengal.



4. ACTIVITY BASED - CLIMATE OBSERVATION ACTIVITY

For one week:

- Record daily temperature and weather
- Relate it to India's climate zones
- Try to connect it with nearby geographical features.



Day	Date	Temperature (°C)		Weather (Use icons)	Climate Zone (Hot / Moderate / Cold)	Nearby Geographical Features (Mountains, Rivers, Sea, Plains, etc.)	Remarks / What I Observed
		Max	Min				
Day 1							
Day 2							
Day 3							
Day 4							
Day 5							
Day 6							
Day 7							



Note: Use diagrams, colors and neat handwriting in your notebook.



CLASS 7TH

PHYSICAL EDUCATION

Q1. Read the chapter 2 Ghorpadiche shepoot (page no.11)

Q2. What type of game is Ghorpadiche shepoot?

Q3. Which ability is developed by this game?

Q4. What is the main aim of the game?

Q5. Draw a picture of the Ghorpadiche shepoot game or paste picture in your physical education copy and give a name to your team below the picture.(Activity)



CLASS 7

SUBJECT - YOGA

Question 1. Read the chapter 1 yoga for daily Life. (page no 157)

Question 2. write the benifits of yoga.

Question 3. Make a diagram pranayama (page no 158 - A4 size paper)